


Titan

CCD based Chest DR System

2000

Way to Go for Digital!

Here is the easiest way for going digital! Now you can visit your patients with perfect digital radiography solution. Titan2000 Chest will show you a whole new different level of mobile center.



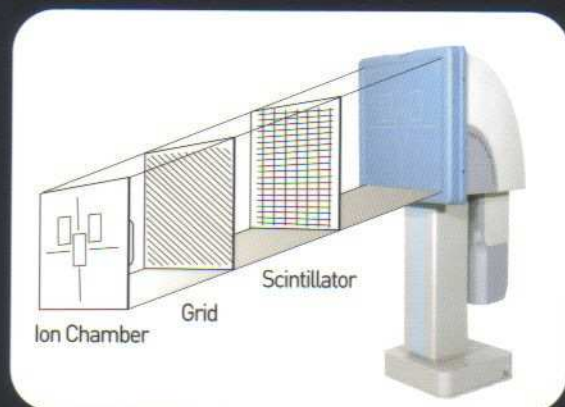
Floor mounted X-ray tube and detector with compact design are designed to fit mass medical check up facilities and mobile check up centers

Enjoy our Experience, *DaVinci™*

Experience *DaVinci™* image processing engine powered by comed's accumulated experience over 10 years in digital radiography. *DaVinci™* ensures high quality image by preset parameters for optimized image coupled with numerous APR. *DaVinci™* also enables you to set various parameters by user preferences.



ATLAS™ CCD Detector



The Detector has been developed by comed with high performance optical lens with no distortion and no penetration loss for accurate image result. Solely developed cooling mechanism prevents possible overheat in long operation and minimize noise affecting image quality.

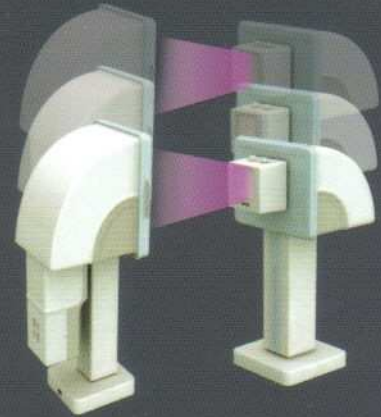
The detector can add Auto exposure control function with 3 fields Ion Chamber as an option. It can make easy operation environment for faster workflow.

comed CCD detector can provide up to 16 Mega image resolutions with Single piece Lens for best image result

Synchronized Movement

Thanks to Titan2000 Chest for occupying synchronized movement feature which automatically pairs heights of X-ray tube and digital detector.

Fully motorized control enables quick and easy operation for your patients and highly increase work efficiency.



Going Mobile with Titan2000

With its compact design and size, Titan2000 is the best solution for your mobile check up centers

Bar code system

Registering patients with barcode system, it provides the fastest way mass workflow as well as easy access for post diagnosis back in your hospital

Power Supply Unit (PSU)

To enhance mobility of mobile check up centers, our 40kW and 50kW PSU systems provide Titan2000 with enough power in order to fully operate its system in spite of the insufficient electricity such as 2kW, 3kW



High Frequency Generator

Stable generator is essential to digital radiography system. comed generators are specially designed to digital radiography system with various features.

High Frequency Inverter

From 40 to 80kW, 300 to 1,000mA, comed provides various range of generator with stabilities



Proven Stability

Globally installed over 1,000 units and proving its guaranteed reliability

Self Diagnostic Circuitry

Reports error codes in possible malfunction

Overload Protection System

Connection with temperature sensor in X-ray tube enables auto disconnection when overheated

Connection with workstation

Generator control is fully operated by workstation

Auto Exposure Control

Smooth Workflow, Increased Efficiency

Filmless procedure is more convenient and faster than conventional radiography system. Smooth workflow will prevent possible time waste and encourage you to spend more time with your patients.

Image diagnosis rate will be increased and helps to discover illness in earlier stage.

Thanks to Titan2000, you will enjoy increased efficiency with reduced cost and higher patient throughput.

XView™

Image acquisition, processing, and viewing Software

Patient Registration

- Various patient information input method
 - Manual Input
 - Import from Worklist / DB file format
 - Barcode System

System Control

- Selection of APR (adding new APR available)
- Auto Collimator control
- Four point control (kv, mA, Time, mAs)
- AEC control
- Generator control

Image Viewer

- Thumbnails function
- Icon driven window / level control, magnification, measure and more
- Full Spine function
- DICOM Import / Export
- JPEG, TIF and various image file format
- Direct DICOM Printing
- Report Function with Paper printer

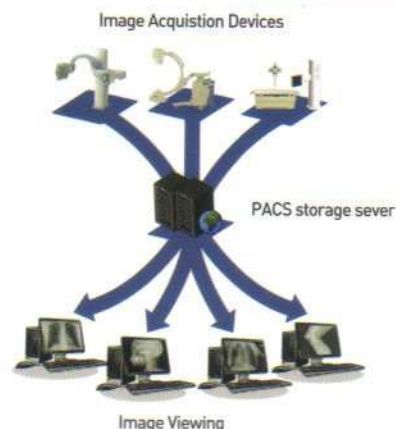


PACS

Creative Image Management!

Efficient management of patient images enables effective diagnosis. With powerful Xview™ in Titan2000, which is fully compatible with DICOM 3.0 and HL7, you will experience higher stage of medical image management.

- Viewer Solution
- DICOM Gateway
- DICOM Print
- DICOM CD-View



comed

The Power of Passions

Comed Medical System Co., Ltd.

Office 707, Woolim Lion's Valley I, 311-3, Sangdaewon-dong,
Seongnam-si, Gyeonggi-do, Korea

Tel: +82-31-737-2211 Fax: +82-31-737-2210

Factory 58, Hakdong, Chowol, Gwangju, Gyeonggi-do, Korea

Tel: +82-31-764-7321 Fax: +82-31-764-7324

www.comed.co.kr